

# A KINGDOM OF LOVE







## Learning Workbook Level 1

Student Name: \_\_\_\_\_

Date Started: \_\_\_\_\_

# Classroom Rules

Who among the following kids are following the classroom rules?  
Give them stars for a job well done.

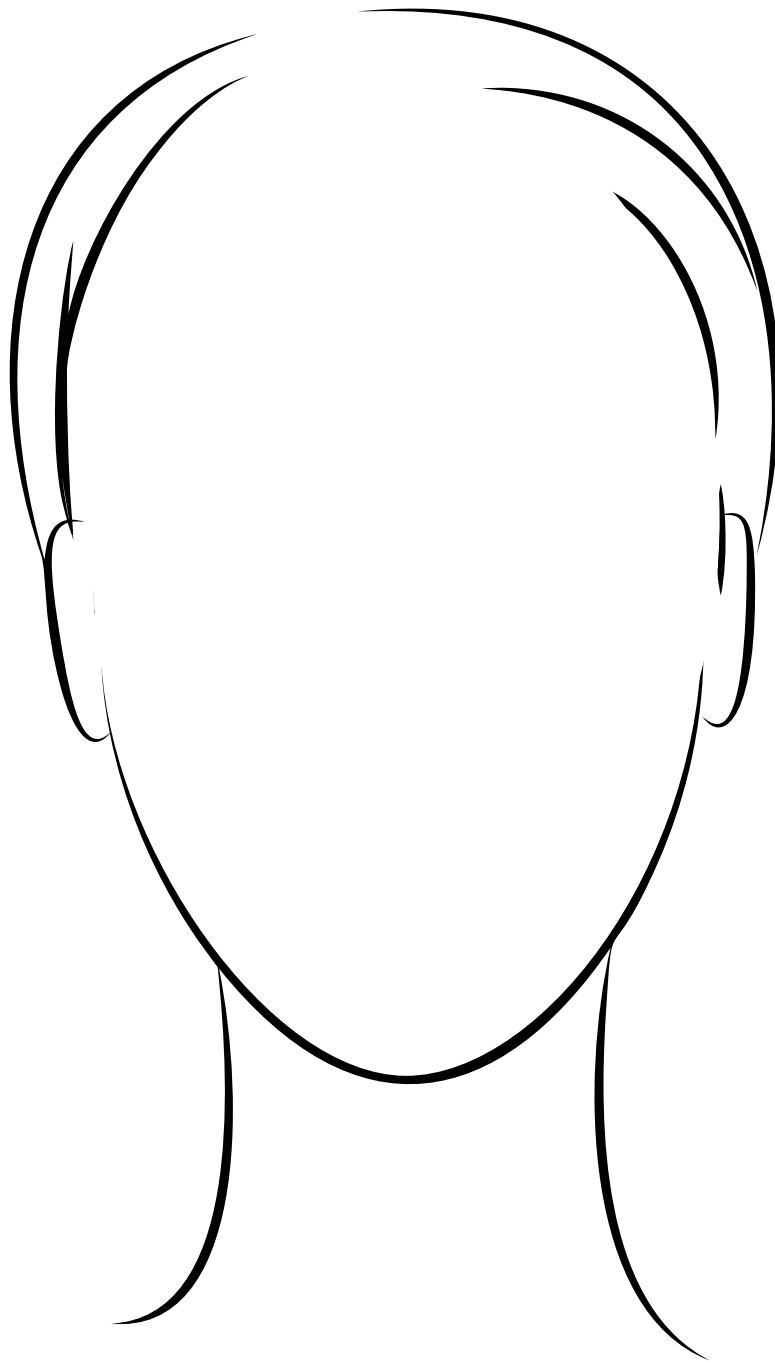


Name:	Teacher: A Kingdom of Love
Grade & Section:	Date:

# What's Your Mood?

Artists often paint how they feel. They use bright colors when they feel happy or excited. Some use thick, heavy lines for when they're sad or angry.

After looking at some of the artworks in class, create your own mood portrait below. Use different lines, colors, and shapes and decorate the head to express how you feel.



name
------

class
-------

teacher <i>A Kingdom of Love</i>
-------------------------------------

date
------

NAME: \_\_\_\_\_




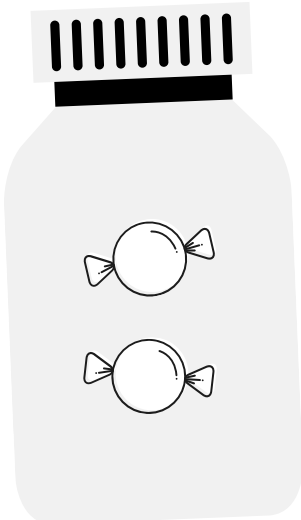


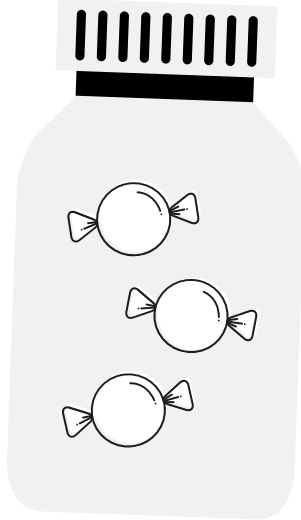

TEACHER: \_\_\_\_\_

GRADE & SECTION: \_\_\_\_\_

DATE: \_\_\_\_\_

# KANDI'S CANDY JARS

Kandi won a contest! Help her choose her prize by coloring in the candy jars with more candy in each pairing.



Name: \_\_\_\_\_

Date: \_\_\_\_\_

Section: \_\_\_\_\_




Score: \_\_\_\_\_

# FRUIT MATH

## LET'S ADD THESE FRUITS UP!






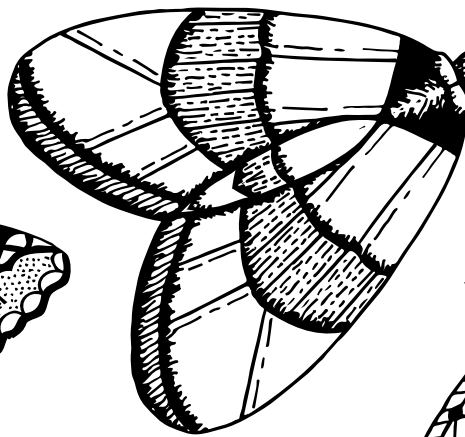

Directions: How many fruits can you see? Add them all up, then write the answer in the box. Make sure to double check your answers before submitting!

Perfect scores get a prize from Ms. Lucy.



COLORING ACTIVITY

# Brilliant Butterflies



use complementary colors  
for these beauties.

Name: \_\_\_\_\_

Date: \_\_\_\_\_


Year: \_\_\_\_\_

Teacher: A Kingdom of Love

# THE WEEK THAT WAS

## A PHOTO DIARY

For the rest of the week, take several photographs that follow the photo composition rules discussed in class. Choose 1 photo to sum up each day of the week and paste them onto the boxes below.



Write a few sentences explaining your choice of photos:

---

---

# OUR PETS

COLORING  
WORKSHEET





NAME: \_\_\_\_\_

DATE: \_\_\_\_\_

SECTION: \_\_\_\_\_

SCORE: \_\_\_\_\_

# COUNTING ON THE FARM

Let's find out how many animals Farmer Ben has!

Directions: Count how many sheep, cows, horses, chickens, and goats Farmer Ben has. Write your answers in the boxes below. Then add how many animals he has altogether.


Sheep

Cows

Horses

Chickens

Horses



\_\_\_\_\_ ANIMALS

Name: \_\_\_\_\_

Teacher: \_\_\_\_\_

Grade & Section: \_\_\_\_\_

Date: \_\_\_\_\_

# Community Helpers

How well do you know your community helpers?  
Complete the pictures by drawing where our community helpers work!

Construction Worker



Fire Fighter



Police Officer



Name \_\_\_\_\_

Date \_\_\_\_\_


Year \_\_\_\_\_

Teacher \_\_\_\_\_


# MY SKY DIARY

Pick a spot around the house where you can see outside. Sit here during the day time, then draw what you see. Come back to the same spot at night and draw what you see. Compare your drawings, then list down what things are the same and what things are different.

DAY



NIGHT



SIMILARITIES

---

---

---

---

---

---

DIFFERENCES

---

---

---

---

---

---

# A KINGDOM OF LOVE



## Learning Workbook

LEVEL 1

Student Name: \_\_\_\_\_  
Completed Date: \_\_\_\_\_