

# A KINGDOM OF LOVE



## Learning Workbook Level 8

[WWW.AKINGDOMOFLOVE.ORG](http://WWW.AKINGDOMOFLOVE.ORG)

Student Name: \_\_\_\_\_

Start Date: \_\_\_\_\_

**WHAT IS YOUR STRENGTHS?**

**WHO MAKES YOU STRONG?**

**EVIDENCE AND SOURCES OF YOUR WEAKNESS:**

**ASSESSMENT AND INSIGHTS OF YOUR GROWTH.**


**RECOMMENDATIONS TO BECOME A BETTER YOU.**

Name: \_\_\_\_\_ Teacher: \_\_\_\_\_

Grade & Section: \_\_\_\_\_ Date: \_\_\_\_\_

# WHO AM I?

Use the space below to draw a self-portrait. On the left side, draw how you look on the outside. On the right side, draw your favorite toys, animals, food, or games. Color your creation when you're done!



Materials: Pencil, Paper, Crayons



# **MATH CLASS KWL CHART**



**Lesson for the Day:**

**From previous lessons, I already know how to \_\_\_\_.**

**Today, I want to know about \_\_\_\_.**

**In the future, I will learn the following by college \_\_\_\_.**

Name:

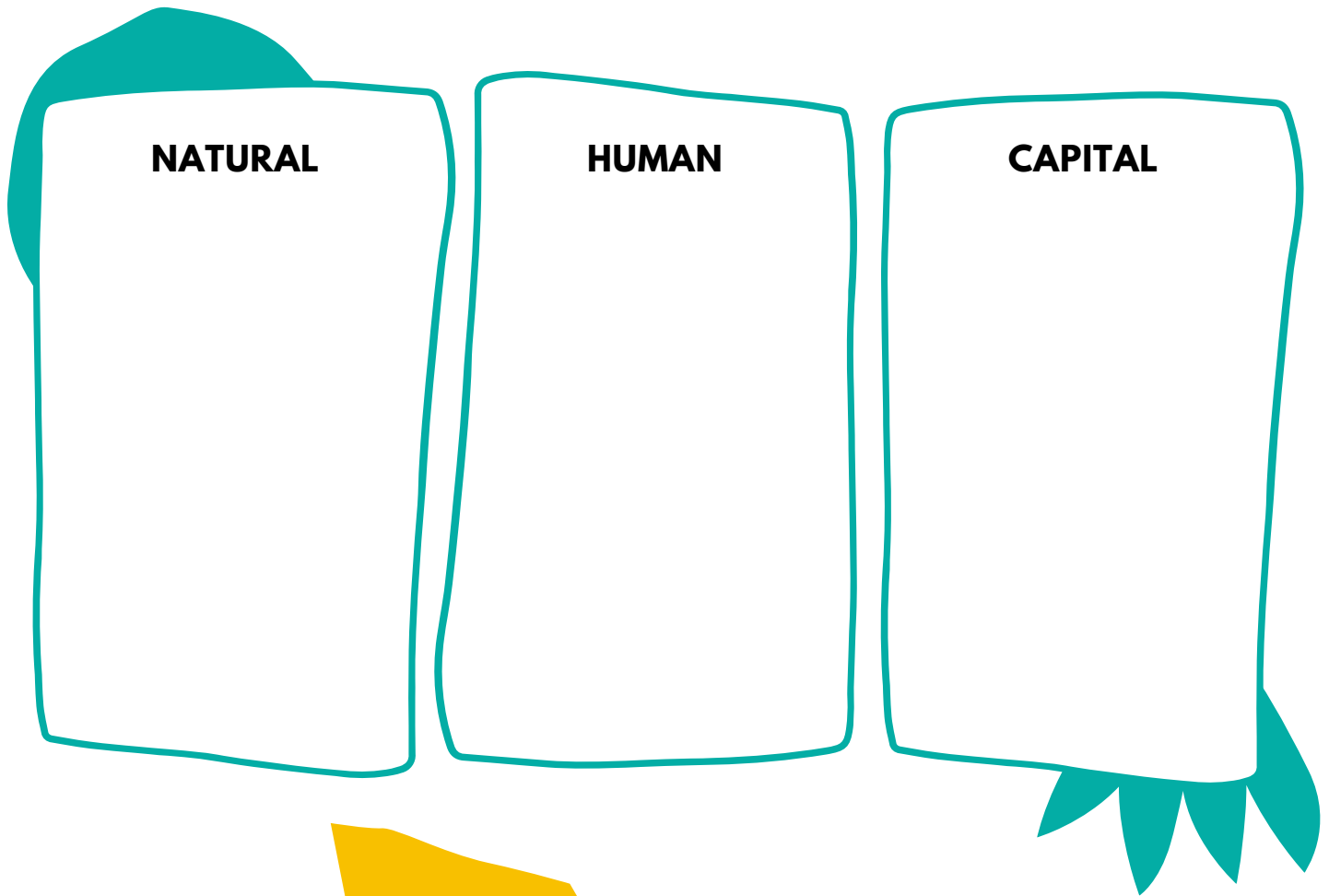
Teacher: A Kingdom of Love

Grade:

Date:

# Sorting Resources

Cut this page along the dotted lines to create your resource stickers.  
Then, paste them into the columns they belong to.



honeybees	grain silos	sunlight
farmers	water	accountants
tractors	money	truck drivers
greenhouses	gas	farming tools
soil	fields	trees

NAME

---

SECTION

---

DATE

---

TEACHER: AKO LOVE

---

# All About My Day

Complete all of these lines below:  
Use these sentence starters to write an essay

Today was a good/bad day for me because...

---

---

---

I was excited to...

---

---

---

I got the opportunity to...

---

---

---

I didn't expect to...

---

---









---

Name \_\_\_\_\_

Date \_\_\_\_\_

Grade \_\_\_\_\_



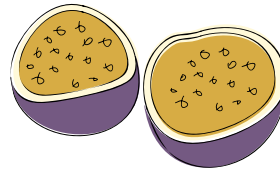

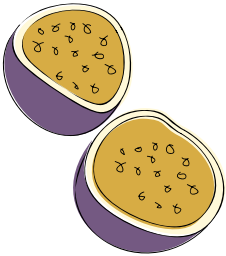


Feeling? \_\_\_\_\_



# Fruit Math

Let's add these fruits up!

How many fruits can you see?  
Add them all up, then write  
the answer in the box.



- Pineapple: **5 x 100 points**
- Cherries: **2 x 25 points**
- Passionfruit: **4 x 16 points**
- Bananas: **6 x 260 points**
- Coconuts: **1 x 1,000 point**
- Grapes: **7 x 19 points**
- Watermelon: **3 x 18 points**
- Apples: **2 x 9 points**





NAME:

DATE:

SECTION:

TEACHER: A KINGDOM OF LOVE

# Fun with Factors

## Factor Trees at A Kingdom of Love National Park

Below are some different numbered trees from A Kingdom of Love National Park.

But they need to be factored down to their roots for them to grow!

Help the park rangers by factoring the trees down to their prime factors.



---

---

---



---

---

---



---

---

---



---

---

---



---

---

---



---

---

---



---

---

---



---

---

---



---

---

---



---

---

---



---

---

---



---

---

---



---

---

---



---

---

---



# MY BOOK REVIEW

PICK THE LUCKY BOOK FOR TODAY!

Student Name:

---

Grade:

---

Date:

---

Book Title:

---

Topic:

---

Authors:

---

This week, I read:

---

**After reading the book, I think the most interesting thing I learned was:**

---

---

---

---

---

**I picked this book because:**

---

---

---

---

---

**I think we should/shouldn't read this book for class because:**

---

---

---

---

---

# Goals to reach yearly!



I want to be done with this activity by this time!



age 13

---



age 16

---



age 21

---



age 35

---



age 50

---



age 75

---



age 100

---



# A KINGDOM OF LOVE



## Learning Workbook Level 8

[WWW.AKINGDOMOFLOVE.ORG](http://WWW.AKINGDOMOFLOVE.ORG)

Student Name: \_\_\_\_\_

Completed Date: \_\_\_\_\_